

OPEN FIREPLACES FROM BRUNNER



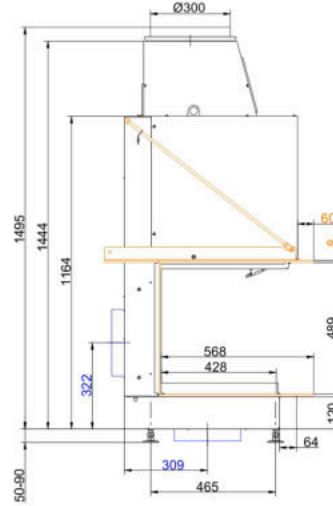
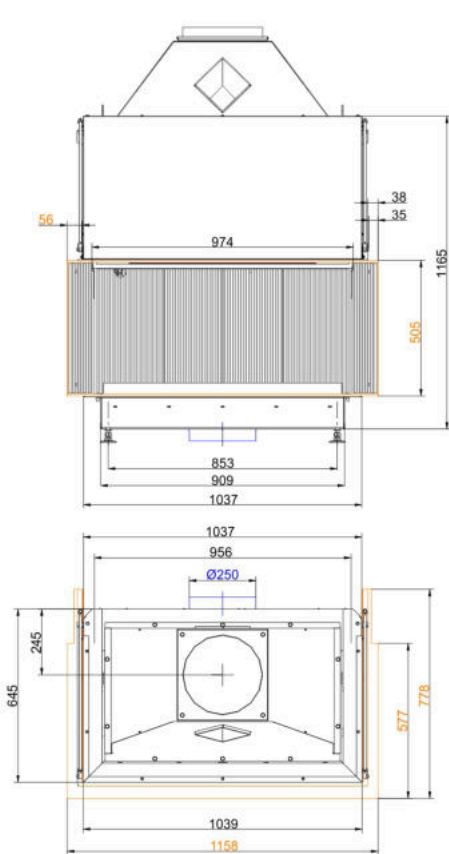
Urfeuer® Panorama 50/44/88/44

State: 2023-08-31

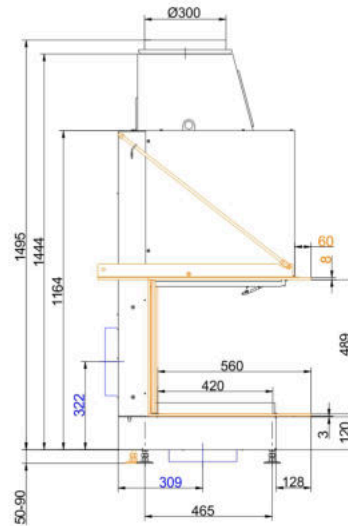
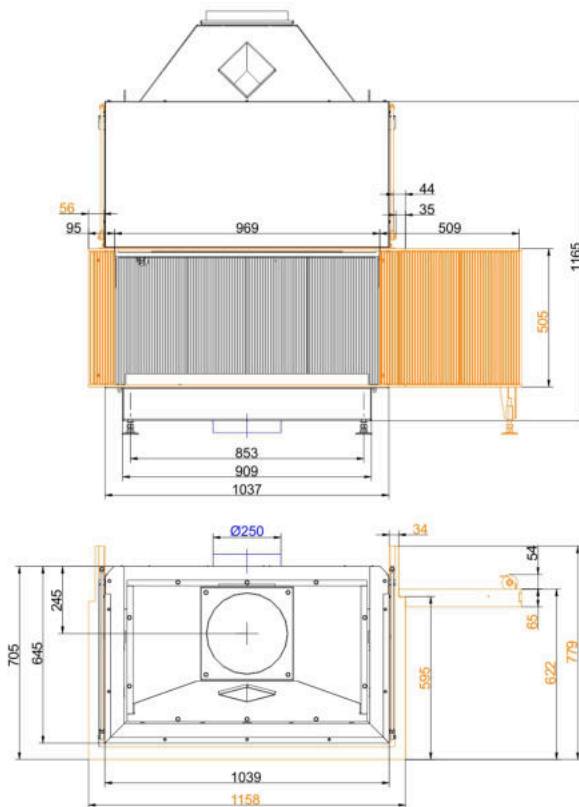


BRUNNER®
made in germany.

Dimension sheets - Urfeuer® Panorama 50/44/88/44

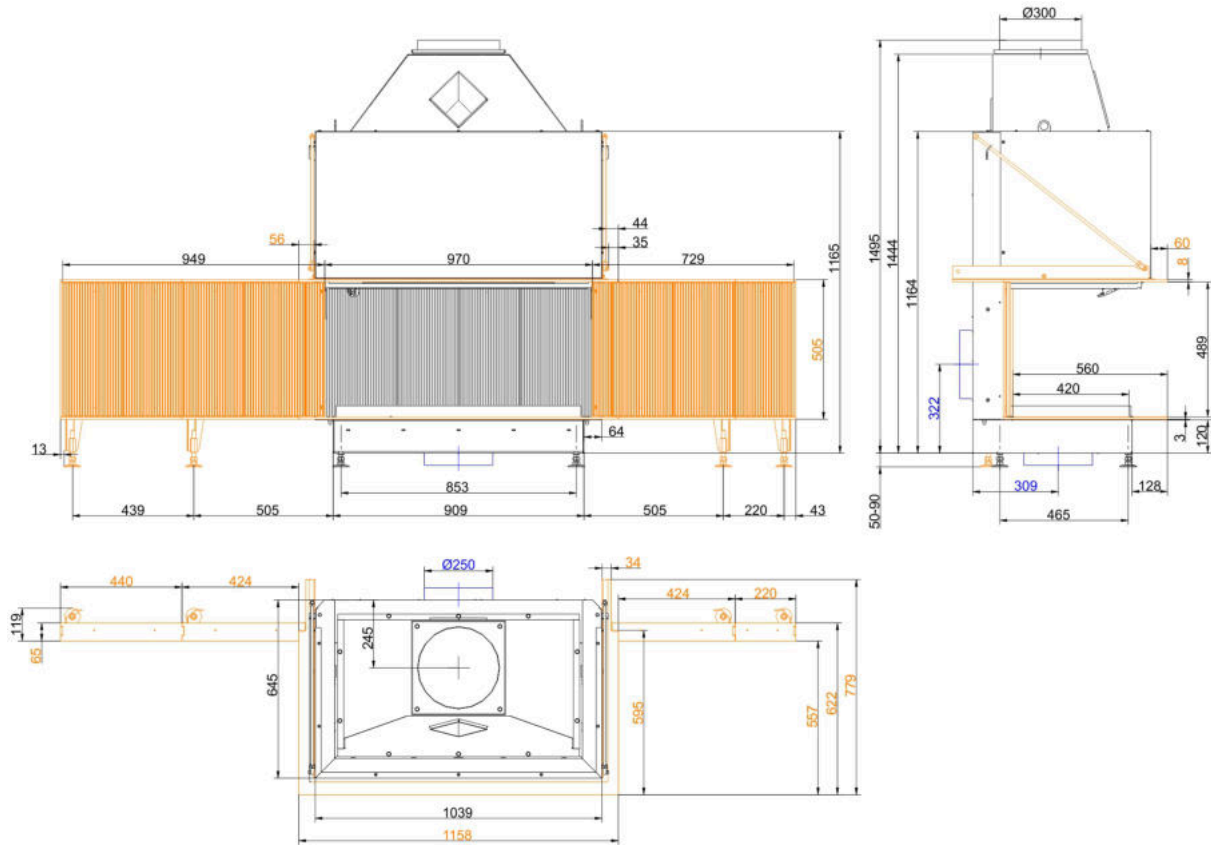


... with mounting frame

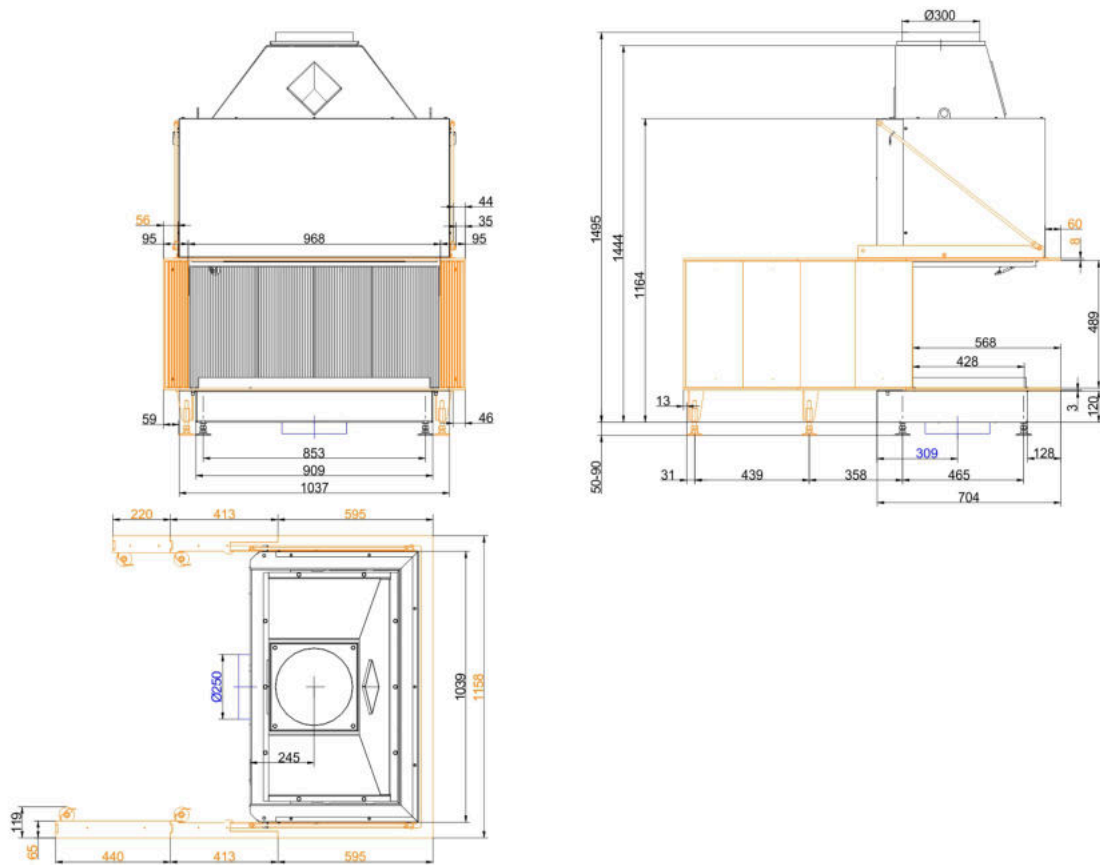


... with mounting frame R2, 90°

Dimension sheets - Urfeuer® Panorama 50/44/88/44



... with mounting frame L4, 90° / R3, 90°



... with mounting frame L4, 0° / R3, 0°

We suggest for CAD planning Palette CAD. Permanent updated drawings: www.brunner.de

Frames/ flue gas outlet connection/ combustion air supply connection/ front variants/ support bearing are marked in color.

Planning and installation - Urfeuer® Panorama 50/44/88/44

Data for functional demonstration ¹⁾

Flue gas mass flow	g/s	160
Flue gas temperature	°C	105
Necessary supply pressure	Pa	6
Total fuel load	kg	2 - 5
Combustion air consumption	m ³ /h	495
Combustion air connection Ø	mm	250

Cross-section of gratings

Convection air	cm ²	500
Supply air	cm ²	500

Minimal distances of the fireplace

to cladding, insulation layer	cm	6
to mounting floor	cm	2.5

Heat insulation

to mounting wall	cm	10
to mounting floor	cm	2
Brick lining for combustible wall	cm	10
from top of fireplace to ceiling	cm	14

Weight

Fireplace / combustion chamber	kg	212 / 90
--------------------------------	----	----------

- 1) Urfeuer fireplaces are industrially prefabricated components for open fireplaces. Installation and planning are carried out according to the manufacturer's instructions and TROL. Open fireplaces may only be operated occasionally. The responsible district chimney sweep must be informed prior to the installation of an openly operated fireplace.